



Courtyards of the Grove

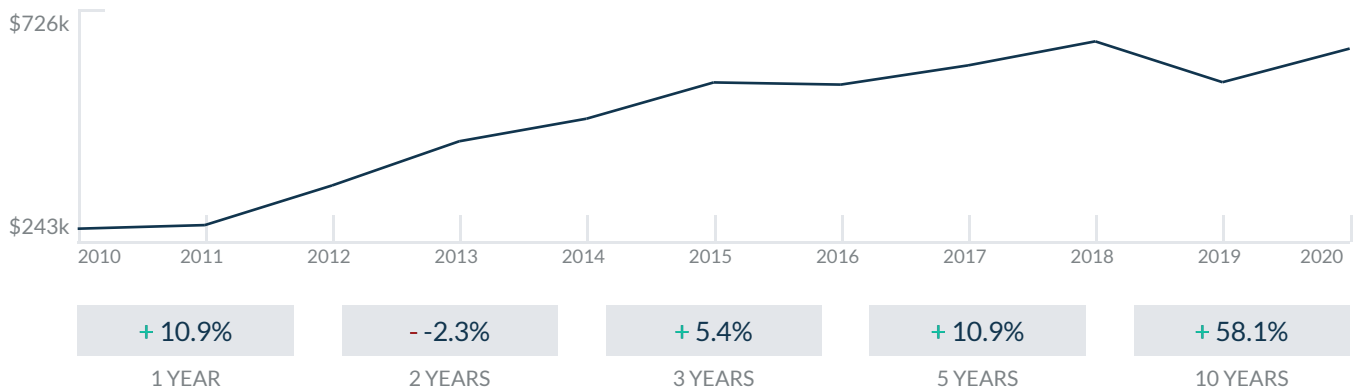
3240 Mary St
Miami, FL 33133

Every month we compile this comprehensive market report focus on Courtyards of the Grove in this convenient and easy to read format. Our datas comes from more than six different sources including MLS Associations, County Offices and Financial Institutions. Get this report for free every month on our website courtyardsofthegrovecondosforsale.com.

Property Stats

POSTAL CODE 33133

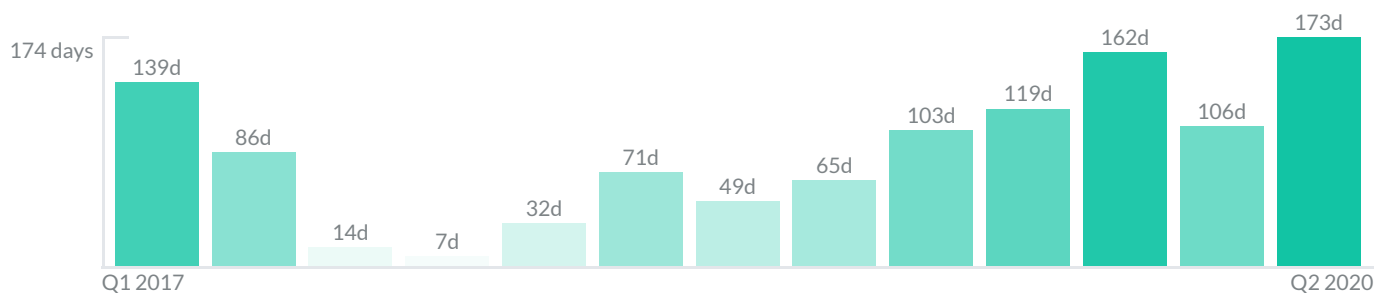
The property stats graph represents the median price evolution since ten years in your postal code area.



Similar Properties

DAYS ON THE MARKET

Everyday 3 months we monitor how many days it takes for similar properties to be sold. This is also a good indicator to know when to buy or sale!



Mortgage Rates

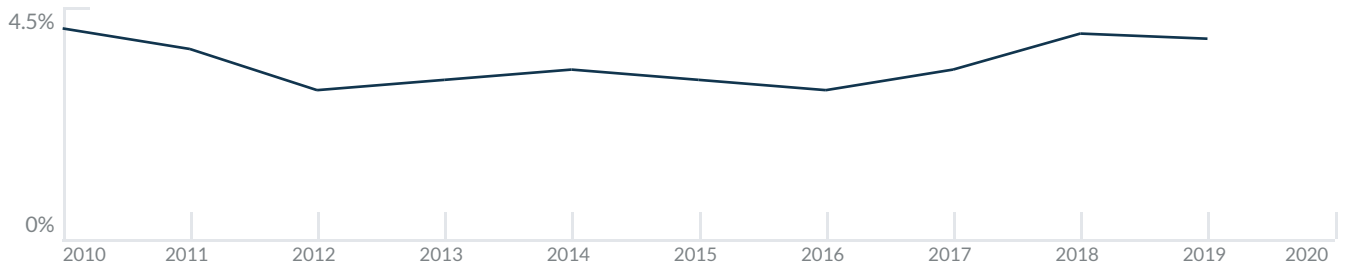
PER YEAR

Understanding mortgage economics is important when you want to buy with a loan. Below is the historical yearly average mortgage rates in the Unites States retrieved from Freddie Mac©

30 YEARS FIXED 4.4%



15 YEARS FIXED 3.9%



5/1-YEAR ADJUSTABLE 3.9%



Schools

CLOSEST

Having good schools nearby is important if you have kids or plan to rent or sell your home. Ratings are retrieved from the leading independent and nonprofit GreatSchools©

ELEMENTARY SCHOOL
Mater Grove Academy

10/10

MIDDLE SCHOOL
George Washington Carver Middle School

10/10

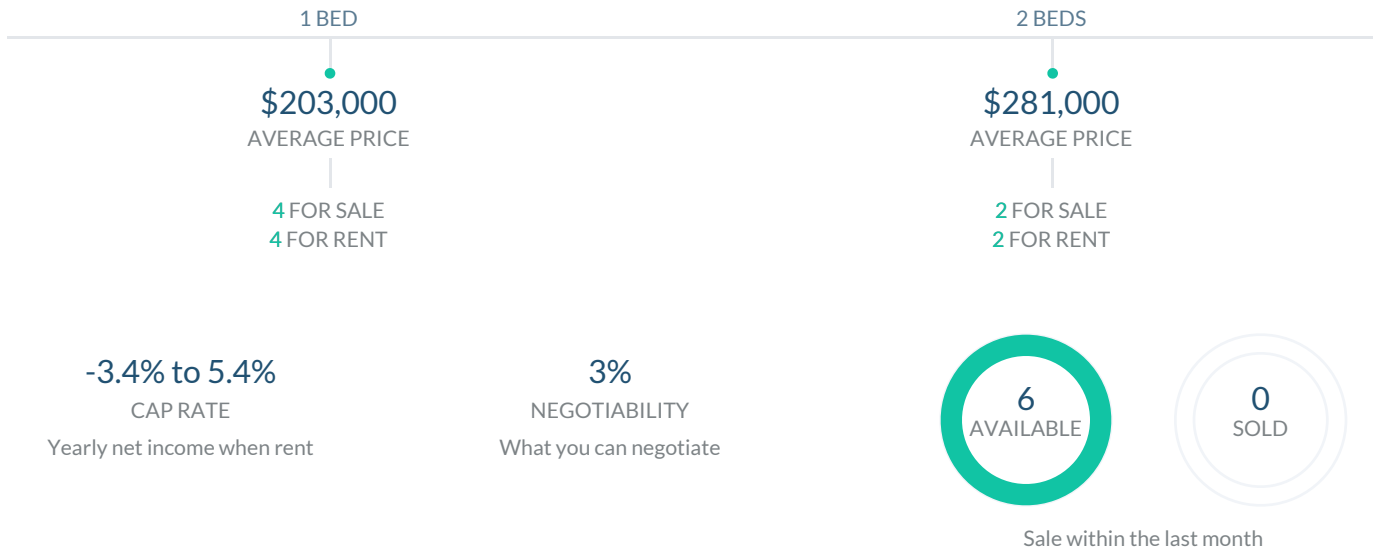
HIGH SCHOOL
Academy Of Arts & Minds

4/10

Insights

IN COURTYARDS OF THE GROVE

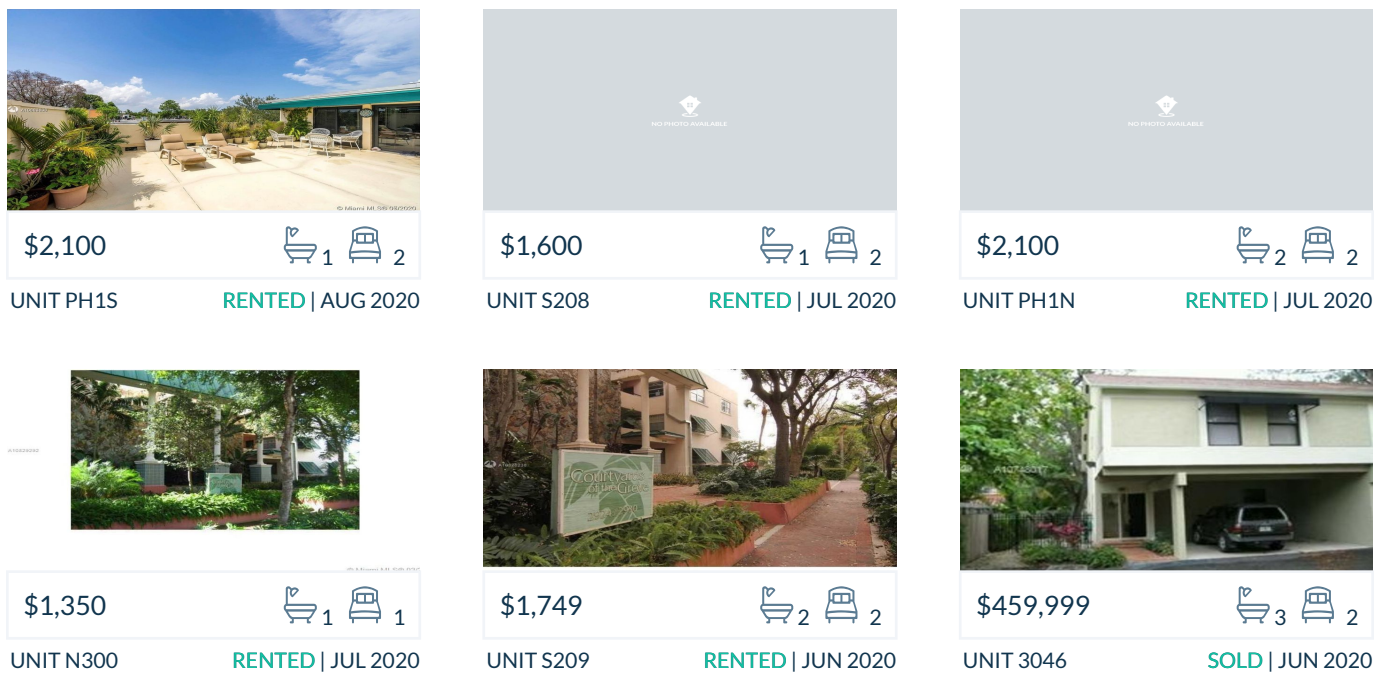
Below the average listing prices of available unit per property type.



Activity

SOLD OR RENTED

Below the latest transactions reported by the local MLS Association for Courtyards of the Grove



Sold

LAST 20 PROPERTIES SOLD IN COURTYARDS OF THE GROVE

| Unit | Price | Beds/Baths | \$/Sqft | Sqft | Buying Date | Days on Market |
|------|-------------|------------|---------|-------|-------------|----------------|
| 3046 | \$459,999 | 2/3 | \$334.5 | 1,375 | May 2020 | 173 |
| 3159 | \$599,000 | 3/3 | \$384.0 | 1,560 | Feb 2020 | 161 |
| 204 | \$260,000 | 2/2 | \$356.2 | 730 | Jan 2020 | 122 |
| N/A | \$609,000 | 3/2 | \$457.9 | 1,330 | Jan 2020 | 36 |
| N/A | \$1,795,000 | 5/6 | N/A | N/A | Dec 2019 | 52 |
| N314 | \$259,000 | 2/2 | \$294.7 | 879 | Dec 2019 | 41 |
| 403 | \$260,000 | 2/2 | \$356.2 | 730 | Dec 2019 | 652 |
| 3062 | \$529,000 | 2/3 | \$384.7 | 1,375 | Oct 2019 | 40 |
| N/A | \$1,795,000 | 5/6 | \$511.7 | 3,508 | Oct 2019 | 26 |
| 303 | \$255,000 | 2/2 | \$349.3 | 730 | Aug 2019 | 119 |
| 3205 | \$570,000 | 2/3 | \$447.1 | 1,275 | Jun 2019 | 58 |
| S205 | \$150,000 | 1/1 | \$295.9 | 507 | May 2019 | 146 |
| 3N | \$449,000 | 2/2 | \$388.4 | 1,156 | May 2019 | 13 |
| N109 | \$189,000 | 1/1 | \$314.0 | 602 | Apr 2019 | 163 |
| N112 | \$189,000 | 1/1 | \$329.3 | 574 | Apr 2019 | 136 |
| 5 | \$550,000 | 3/3 | \$374.1 | 1,470 | Feb 2019 | 80 |
| S109 | \$239,000 | 2/2 | \$340.0 | 703 | Feb 2019 | 88 |
| S111 | \$189,000 | 1/1 | \$372.8 | 507 | Jan 2019 | 28 |
| N203 | \$195,000 | 1/1 | \$323.9 | 602 | Dec 2018 | 49 |
| 3060 | \$474,900 | 2/3 | \$345.4 | 1,375 | Jul 2018 | 71 |

Rented

LAST 20 PROPERTIES RENTED IN COURTYARDS OF THE GROVE

| Unit | Price | Beds/Baths | \$/Sqft | Sqft | Rented Date | Days on Market |
|------|---------|------------|---------|-------|-------------|----------------|
| PH1S | \$2,100 | 2/1 | \$2.6 | 808 | Aug 2020 | 3 |
| S208 | \$1,600 | 2/1 | \$2.3 | 692 | Jul 2020 | 14 |
| PH1N | \$2,100 | 2/2 | \$2.1 | 1,017 | Jun 2020 | 21 |
| N300 | \$1,350 | 1/1 | \$2.6 | 516 | Jun 2020 | 42 |
| S209 | \$1,749 | 2/2 | \$2.5 | 703 | May 2020 | 71 |
| N310 | \$1,850 | 2/2 | \$2.1 | 879 | Feb 2020 | 20 |
| N/A | \$3,000 | 3/2 | \$1.8 | 1,650 | Feb 2020 | 110 |
| 3048 | \$2,800 | 2/3 | \$2.0 | 1,375 | Jan 2020 | 39 |
| N311 | \$1,500 | 1/1 | \$2.6 | 574 | Jan 2020 | 17 |
| N211 | \$1,500 | 1/1 | \$2.6 | 574 | Jan 2020 | 41 |
| N101 | \$2,100 | 1/1 | \$3.5 | 602 | Dec 2019 | 19 |
| 2 | \$3,350 | 3/3 | \$2.3 | 1,470 | Nov 2019 | 116 |
| 6 | \$3,000 | 2/3 | \$1.7 | 1,753 | Nov 2019 | 45 |
| 6 | \$4,200 | 4/3 | \$2.5 | 1,700 | Nov 2019 | 93 |
| 3062 | \$3,200 | 2/3 | \$2.3 | 1,375 | Oct 2019 | 13 |
| 10 | \$3,600 | 2/3 | \$2.6 | 1,380 | Oct 2019 | 37 |
| 2 | \$1,700 | 2/1 | \$2.3 | 750 | Oct 2019 | 15 |
| N301 | \$1,450 | 1/1 | \$2.4 | 602 | Oct 2019 | 35 |
| 3042 | \$3,100 | 2/3 | \$2.3 | 1,375 | Sep 2019 | 20 |
| 2 | \$2,900 | 2/2 | \$2.2 | 1,300 | Aug 2019 | 48 |

Currently Listed

ACTIVE LISTINGS 1/1

| Unit | Price | Beds/Baths | \$/Sqft | Sqft | Listing Date | Owner |
|-------|-------------|------------|---------|------|--------------|----------------|
| S304 | \$164,300 | 2/1 | \$237.4 | 692 | Aug 2020 | |
| N205 | \$194,900 | 1/1 | \$323.8 | 602 | Aug 2020 | REBECCA TH... |
| S201 | \$1,750/mth | 2/2 | \$2.5 | 710 | Jul 2020 | ARTHUR JOH... |
| N104 | \$219,900 | 1/1 | \$369.6 | 595 | Jul 2020 | YOSEF AVRA... |
| N313 | \$197,000 | 1/1 | N/A | N/A | Aug 2020 | WILLIAM H Q... |
| N205 | \$1,450/mth | 1/1 | \$2.4 | 602 | Aug 2020 | REBECCA TH... |
| S-303 | \$1,750/mth | 2/1 | \$2.5 | 692 | Aug 2020 | SUBHA AIRAN... |
| NPH5 | \$199,000 | 1/1 | \$286.7 | 694 | Aug 2020 | JASON A WAL... |
| N303 | \$1,599/mth | 1/1 | \$2.7 | 602 | Aug 2020 | LISA J KLEIN |
| N101 | \$1,750/mth | 1/1 | \$2.9 | 602 | Aug 2020 | JULIE GREAUX |
| N207 | \$1,375/mth | 1/1 | \$2.3 | 592 | Aug 2020 | GABRIELLA S... |
| 3 | \$397,000 | 2/1 | \$389.2 | 1020 | Feb 2020 | MARK R TISC... |